



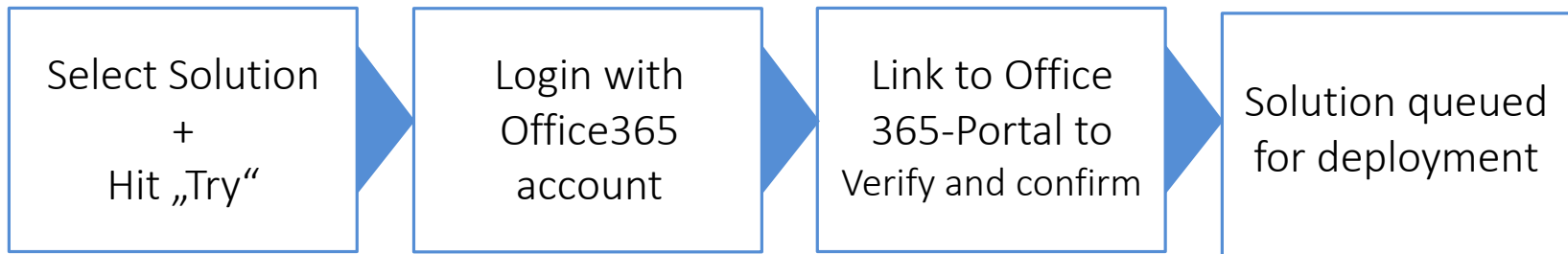
mscrm-addons.com

Your company for MS-CRM ADD-ONS!

Getting Started with
appsource.microsoft.com

How it works

- Business Apps to be deployed to Microsoft Products
 - CRM, AX, NAV, Power BI, Office 365, Azure
 - Available on **appsource.com** and **In-App**

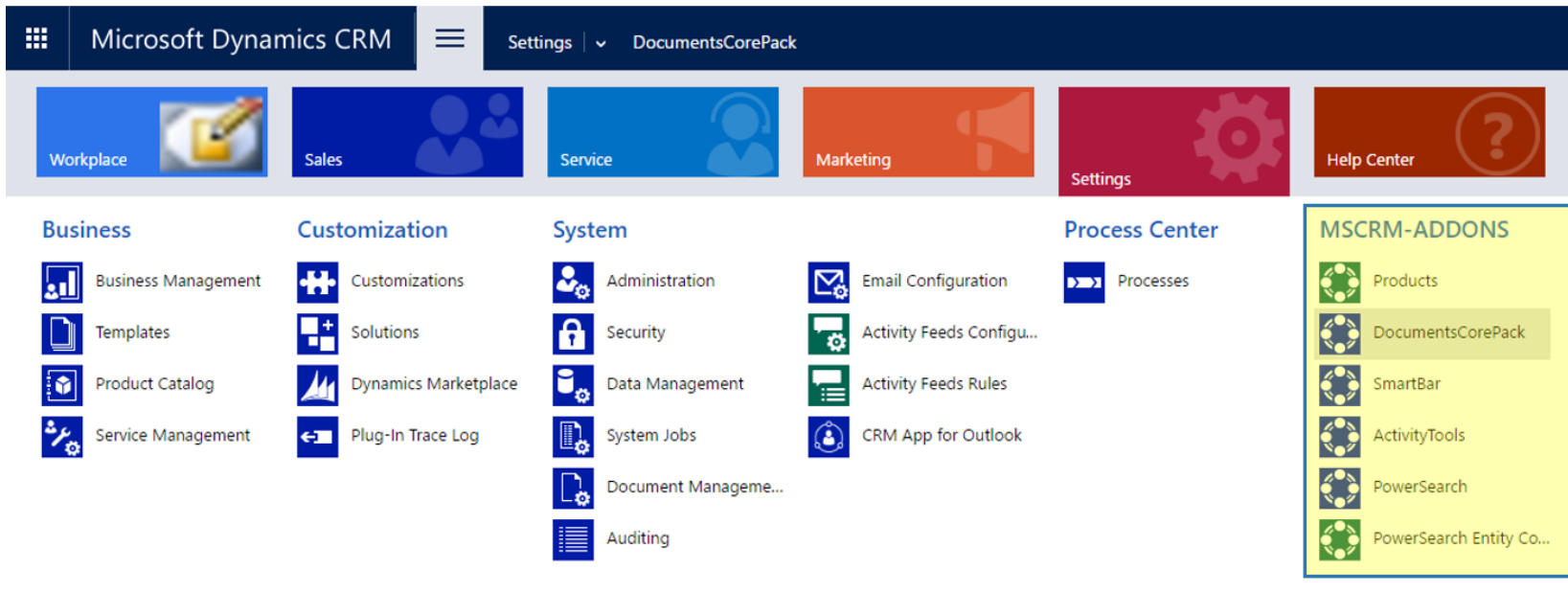


- Instant deployment of Trials
 - Status shown on CRM-Admin center
 - No “Buy” option
- Cloud-First: Supports CRM Online only

Working with mscrm-addons.com from Appsource

Steps to finalize the Setup

1) Open Configuration via CRM Settings-> mscrm-addons



The screenshot displays the Microsoft Dynamics CRM Settings page. The top navigation bar includes 'Microsoft Dynamics CRM' and 'Settings | DocumentsCorePack'. Below the navigation bar are several tabs: Workplace, Sales, Service, Marketing, Settings, and Help Center. The main content area is organized into several sections: Business, Customization, System, Process Center, and MSCRM-ADDONS. The MSCRM-ADDONS section is highlighted with a yellow border and contains the following items: Products, DocumentsCorePack, SmartBar, ActivityTools, PowerSearch, and PowerSearch Entity Co... The DocumentsCorePack item is highlighted with a yellow background.

2) Apply Security Roles

<http://blogs.mscrm-addons.com/post/2011/09/05/Information-about-Securityroles.aspx>

Demo

Step-By-Step Setup from appsource

DocumentsCorePack

- Deploy from appsource.microsoft.com
- Service Setup

GroupCalendar

- Deploy from appsource.microsoft.com
- Activate Trial

ActivityTools

- In-App deployment
- Embed into CRM Forms

Thank You

Feel free to join our upcoming Webinars!

<http://www.mscrm-addons.com/Support/Webinars.aspx>


Resources:

- You can find us on the web at <http://www.mscrm-addons.com>
- Help-Center (Live-Chat, Support): <http://www.mscrm-addons.com/Support.aspx>
- Don't forget we have an awesome blog at <http://blogs.mscrm-addons.com/>, you'll find it to be a helpful resource!

Contact:

 US: +1 404 720 6066

 support@mscrm-addons.com

 Europe: +43 (316) 680 880

 office@mscrm-addons.com